




Assemblagewagen

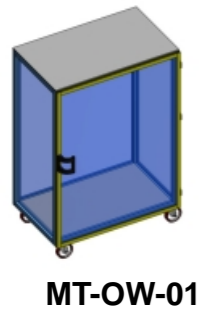


Manuele transportwagens

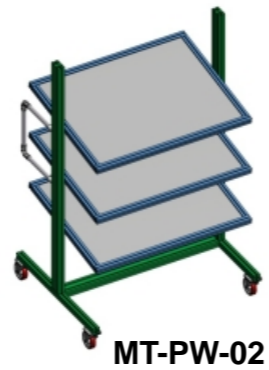
Verzamelwagen



Opslagwagen



Plateauwagen



Bufferwagen



Informatiewagen



Standaard bouwvorm:

Afmeting: L=1,8 B=0,8mtr
Profieltype: ISB40L
Afwerking: Basic-A

Afwerkingsvormen:

- 1) Basic : alle t-sleuven open
- 2) Optima : buitenzijde gesloten t-sleuf
- 3) Optima : gesloten t-sleuf